








ASSEMBLY INSTRUCTIONS

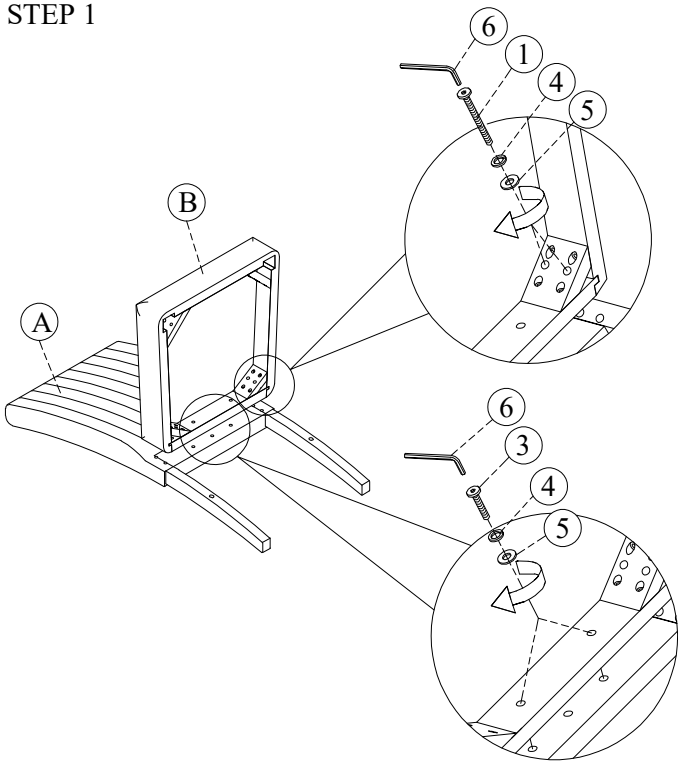
MODEL# : F1898/F1899

KEEP THIS DOCUMENT FOR REFERENCE IN CASE PARTS ARE NEEDED
DO NOT TIGHTEN SCREWS UNTIL COMPLETELY ASSEMBLED !

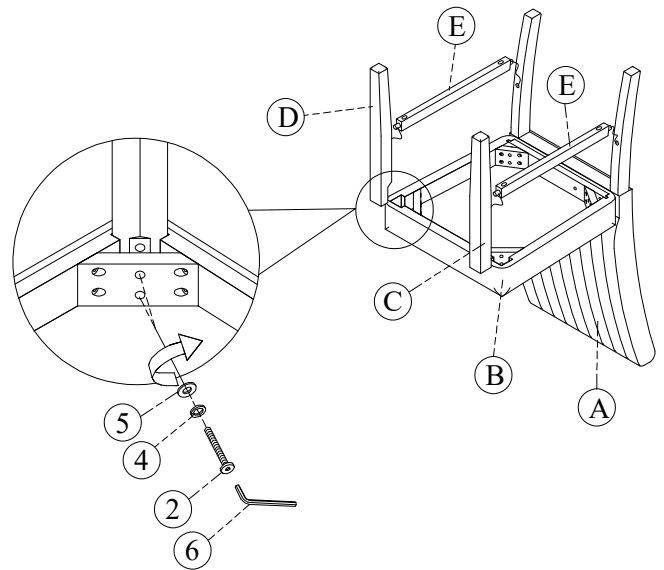
No.	DESCRIPTION	QTY
A	CHAIR BACK	1pc
B	CHAIR SEAT	1pc
C	CHAIR LEFT LEG	1pc
D	CHAIR RIGHT LEG	1pc
E	CHAIR STRETCHER	2pcs

No.	DESCRIPTION	QTY
1	BOLT(1/4"x3-1/8") 	4pcs
2	BOLT(1/4"x2-3/8") 	4pcs
3	BOLT(1/4"x1-3/4") 	2pcs
4	SPRING WASHER(1/4") 	10pcs
5	METAL WASHER(1/4") 	10pcs
6	ALLEN KEY 	1pc
7	WOOD SCREW(M4x38mm) 	4pcs

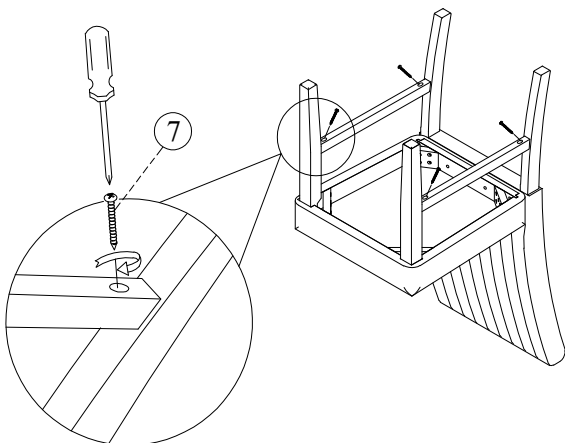
STEP 1



STEP 2



STEP 3



STEP 4

